







Reception Interactive Homework Overview: Autumn Term 2

At Broad Heath we want children to be active learners who become great thinkers, super readers, fantastic writers, are kind, considerate but most all are inspired to learn. By working together, we can make this school year a very positive and successful inspirational experience for both you and your child.

The children are to choose at least two activities from each row per week and complete in either their [Homework book](#) or [on the Blog](#). The homework must be completed by Wednesday the following week after the homework has been set. A minimum of 2 pieces of homework must be completed each week. Please send all completed work to the following email address: EYupload@broadheath.coventry.sch.uk

	Week 1	Week 2	Week 3	Week 4	Week 5
Mathematics 	Watch the Mrs Maker video on the blog and use a range of household objects to make a firework or a rocket picture.	Log on to Education City and play the maths game in your 'homework'.	Can you draw a circle, square, rectangle and triangle? What can you tell your grown ups about these shapes?	Use different objects found around the house to make a pictorial number line. 	Log on to Education City and play the maths game in your 'homework'.
Literacy  Phonics ee ur ow wh y au	Practise writing your name. If you can write your name attempt to write your surname. or Complete the letter formation work in your homework book.	Watch the alphablocks video on the blog. Can you make a picture alphabet strip for letters A to M? You can cut out pictures for each letter or draw them yourself.	Log on to Education City and play the phonics game in your 'Homework'.	Watch the alphablocks video on the blog. Can you make a picture alphabet strip for letters A to M? You can cut out pictures for each letter or draw them yourself.	Log on to Education City and play the phonics game in your 'Homework'.
	<u>Physical Development</u> Support your child to independently put on their coats on and do up zips and buttons. Make to a little video to show us.	<u>Being Imaginative</u> Can you use different materials at home to make your own dark den? Take a picture and bring in to show us?	<u>Physical Development</u> Draw a picture of an animal that hibernates in the winter into your homework books. Why do these animals hibernate?	<u>Expressive Arts and Design.</u> Practise singing our Christmas Nativity songs which are on the class blog.	<u>Expressive Arts and Design</u> Use your imagination and a range of media to create a Christmas decoration for our classroom.

Week 1	Be Creative
Week 2	Phonics Madness
Week 3	Counting Fun
Week 4	Writing extravaganza
Week 5	Fun Finale

Weekly Home Expectations

You will also be expected to:

- ❖ Read **your reading book daily**.
- ❖ **Practise to read and write high frequency words and phonemes (pg6 reading diary).**
- ❖ **Contribute to the class blog.**

