

Haircuts

Set 4 Story 9

Story by Gill Munton
Illustrated by Tim Archbold
Series developed by Ruth Miskin



Glossary of terms

Fred Talk: Fred is a puppet who can only say and read words in **pure sounds**; he cannot say the whole word. He never adds 'uh' after a consonant sound e.g. fuh, luh, muh.
(A slight 'uh' cannot be helped when saying the sounds b, d, g, j, w and y)

Grapheme: one letter or one group of letters used to write one sound e.g.
The sound 'f' can be written with the grapheme **f** (fun) **ff** (huff) **ph** (photo)
The sound 'c' can be written with the grapheme **c** (cat) or **k** (key) or **ck** (clock)

Green words: Words made up of the graphemes listed in the sound boxes on page 4

Red words: Common words with a grapheme not listed in the sound boxes; e.g. said

Syllables: Chunks within long words

Root: The part of the word that gives the most meaning

How to use this book

Follow the advice, in italics, given for you on each page.

Support the children as they read the text that is shaded in cream.

Praise the children at every step!

Detailed guidance is provided in the Read Write Inc. Phonics Handbook

8 reading activities

Children:

- *Practise reading the speed sounds.*
- *Read the green and red words for the story.*
- *Listen as you read the introduction.*
- *Discuss the vocabulary check with you.*
- *Read the story.*
- *Re-read the story and discuss the 'questions to talk about'.*
- *Re-read the story with fluency and expression.*
- *Practise reading the speed words.*

Speed sounds

Consonants Say the pure sounds (do not add 'uh').

f ff	l ll	m mm	n nn kn	r rr	s ss	v ve	z zz s	sh	th	ng nk		
b bb	c k ck	d dd	g gg	h	j	p pp	qu	t tt	w wh	x	y	ch tch

Vowels Say the sounds in and out of order.

at	hen head	in	on	up	day	see happy	high	blow
zoo	look	car	for door snore	fair	whirl	shout	boy	

Each box contains one sound but sometimes more than one grapheme. Focus graphemes are circled.

Green words

Read in Fred Talk (pure sounds).

which or hair fair chair fairy

Read the root word first and then with the ending.

fluff → fluffy scruff → scruffy string → stringy
witch → witchy hair → hairy

Red words

you want do of

Vocabulary check

Discuss the meaning (as used in the story) after the children have read each word.

definition:

zingy

wild

fair

very light brown

airy

full of air - frothy

Punctuation to note in this story:

- | | |
|-------------|--|
| <i>Look</i> | <i>Capital letters that start sentences</i> |
| <i>.</i> | <i>Full stop at the end of each sentence</i> |
| <i>!</i> | <i>Exclamation mark used to show anger</i> |
| <i>...</i> | <i>Wait and see</i> |

Haircuts

Introduction

Have you ever thought about the different haircuts you could have? Well you can now.

Story written by Gill Munton
Illustrated by Tim Archbold



Look at **the** haircuts.

Which sort **of** hair **do you want?**



Wet hair ...



... or fluffy hair?



Frizzy hair ...




... or scruffy hair?

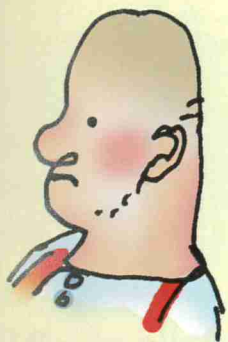
Airy hair ...



... or stringy hair?



Fair hair ... or zingy hair?



No hair ...




... or big hair?



Posh hair ...

... or wig hair?





Deckchair hair ...



...or night hair?



Messy hair ...



... or *fright* hair?



Party hair ...



... or fairy hair?



Witchy hair ...



... or hairy hair?

Questions to talk about

Re-read the page. Read the question to the children.

FIND IT

- ✓ *Turn to the page*
- ✓ *Read the question*
- ✓ *Find the answer*

- FIND IT *Which is the silliest hair?*
- FIND IT *Which is the smartest hair?*
- FIND IT *Which is the wildest hair?*
- FIND IT *Which is the fanciest hair?*
- FIND IT *Which hairstyles would you not like to have?*
- FIND IT *Which hairstyles would you like to have?*

Speed words

Children practise reading the words across the rows, down the columns and in and out of order clearly and quickly.

or	look	fluffy	you	airy
hair	frizzy	posh	fair	haircut
witchy	messy	zingy	night	sort
scruffy	wet	chair	hairy	fairy

Haircuts



Set 4: Orange Storybooks

- 1 Playday
- 2 I think I want to be a bee
- 3 A bad fright
- 4 Follow me!
- 5 Too much!
- 6 A good cook?
- 7 Come on, Margo!
- 8 My sort of horse
- 9 **Haircuts**
- 10 My best shirt
- 11 Look out!
- 12 Hunt the tortoise

Use Set 4 Orange Storybooks
and Orange Get Writing! Book 4
after learning Speed Sounds Sets 1
and 2

OXFORD
UNIVERSITY PRESS

Orders and enquiries to Customer Services: tel. 01536 452610
For further information, phone the Read Write Inc. Care-line: tel. 01536 452902

© Oxford University Press 2006

First published by Ruth Miskin Literacy Ltd 2004

This edition published by Oxford University Press 2006

Paper used in the production of this book is a natural, recyclable product made from wood grown in sustainable forests. The manufacturing process conforms to the environmental regulations of the country of origin.

www.OxfordPrimary.co.uk

ISBN 978-0-19-846181-4



9 780198 461814

Printed in China by Hing Yip