



Year 2

Parent meeting 2022

Mr Carter, Mrs Penavega, Ms Ramsell



Year 2 Messages



- SATs Testing
- Reading
- Spellings
- Handwriting (cursive script)
- Homework
- PE kits
- School Website
- School Library

What are SATs?



- The achievements of children in Year 2 and Year 6 are assessed at the end of Key Stage 1 and Key Stage 2. The children sit national test papers.
- They measure children's understanding from across Key Stage 1 (Years 1 and 2)
- Assessment tests are written by examiners.
- The children complete them in school and they are marked by the teachers.

Timetable for SATs



- There is not a set timetable for Year 2 SATs.
- They **MUST** be undertaken during the month of May.
- The teachers will decide when these take place, some will involve whole class testing, some will be small group and some will be individual.
- These will fit in around the normal timetable and sometimes the children will not even know they are happening

Tests

- All children should be given the opportunity to take each test.
- It is up to the teacher to decide whether a child should take the test or complete the test.

What is tested?



There are 2 main areas that are tested

- Reading – mainly the ability to *understand* and *comprehend* what has been read
- Maths – this will involve a mental arithmetic paper and a reasoning paper.

Please note: There is NOT a writing 'test'. Assessments will be made based on the children's work produced in class. This includes handwriting, spelling, punctuation and grammar.

Reading



- The reading test for Year 2 pupils will involve two separate papers:
- Paper 1 consists of a selection of texts totalling 400 to 700 words, with questions interspersed
- Paper 2 comprises a reading booklet of a selection of passages totalling 800 to 1100 words. Children will write their answers in a separate booklet
- Each paper is worth 50 per cent of the marks, and should take around 30 minutes, but children will not be strictly timed, as the tests are not intended to assess children's ability to work at speed. **The texts in the reading papers will cover a range of fiction, non-fiction and poetry**, and will get progressively more difficult towards the end of the test. Teachers will have the option to stop the test at any point that they feel is appropriate for a particular child.

Reading



- There will be a variety of question types:
- Multiple choice
- Ranking/ordering, e.g. 'Number the events below to show in which order they happened in the story'
- Matching, e.g. 'Match the character to the job that they do in the story'
- Labelling, e.g. 'Label the text to show the title'
- Find and copy, e.g. 'Find and copy one word that shows what the weather was like in the story'
- Short answer, e.g. 'What does the bear eat?'
- Open-ended answer, e.g. 'Why did Lucy write the letter to her grandmother? Give two reasons'

Maths



- The Key Stage 1 maths test will comprise two papers:
- Paper 1: arithmetic, worth 25 marks and taking around 15 minutes.
- Paper 2: mathematical fluency, problem-solving and reasoning, worth 35 marks and taking 35 minutes, with a break if necessary. There will be a variety of question types: multiple choice, matching, true/false, constrained (e.g. completing a chart or table; drawing a shape) and less constrained (e.g. where children have to show or explain their method).
- Children will not be able to use any tools such as calculators or number lines.

How will the tests be marked?



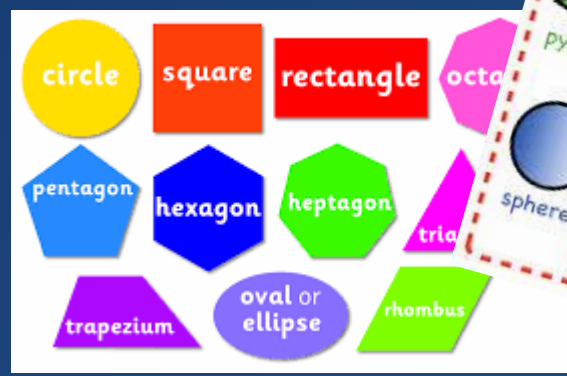

- Although the tests are set externally, they will be marked by teachers within the school. Instead of the old national curriculum levels, children will be given a standardised score – although this may not be communicated to parents. Teacher assessments will also be used to build up a picture of your child’s learning and achievements. In addition, your child will receive an overall result saying whether they have achieved the required standard in the tests. The Department for Education aims for 85 per cent of children to reach the required standard.

Getting the results



- The tests are marked in school by the Year 2 teachers.
- They are then moderated by other teachers in school, sometimes they are moderated with teachers from other schools.
- The teachers also ***teacher assess*** the children to ensure these results match.
- All of these results are then moderated by the Senior Management Team.
- You will be given the results in your child's report – there will not be any surprises!

Maths – how can you help?



Home Reading



- Your child will read to their class teacher/learning support assistant at least once a week.
- Other members of staff e.g. DRA's will also listen to your children read.
- Your child should read at home as often as possible for no longer than 10 minutes.
- When challenges are set they should be completed at home to help develop understanding and reading skills.

Spelling Tests



- Spelling tests are given every Friday (Week 1-6)
- Children MUST practise at home. We strive for 10/10 each week and the children will be rewarded.
- Learning spellings will allow the children to make good progress in their writing.

How can the children practise?



Rainbow Words

First write your spelling words in pencil. Trace over the words 5 times, using a different coloured crayon each time.

Spelling Flowers

Draw a big flower. Write each of your spelling words on one of the petals.



UPPER and Lower

Write each of your spelling words two times.

First, write each word in UPPERCASE letters. Second, write each word in lowercase letters.

Headlines

Cut letters out of newspapers and magazines to spell out your words. Stick them down to a piece of paper.



How can the children practise?



Silly Sentences

Write silly sentences with a spelling word in each sentence. Underline your spelling words.

Example: My cat wears a yellow hat when she goes dancing.

Across and Down

Write each word across and down, sharing the same first letter.

Example: when
 h
 e
 n



Backwards Words

Write out your spelling words forwards and then backwards.

Example: home emoh

BUBBLE WORDS

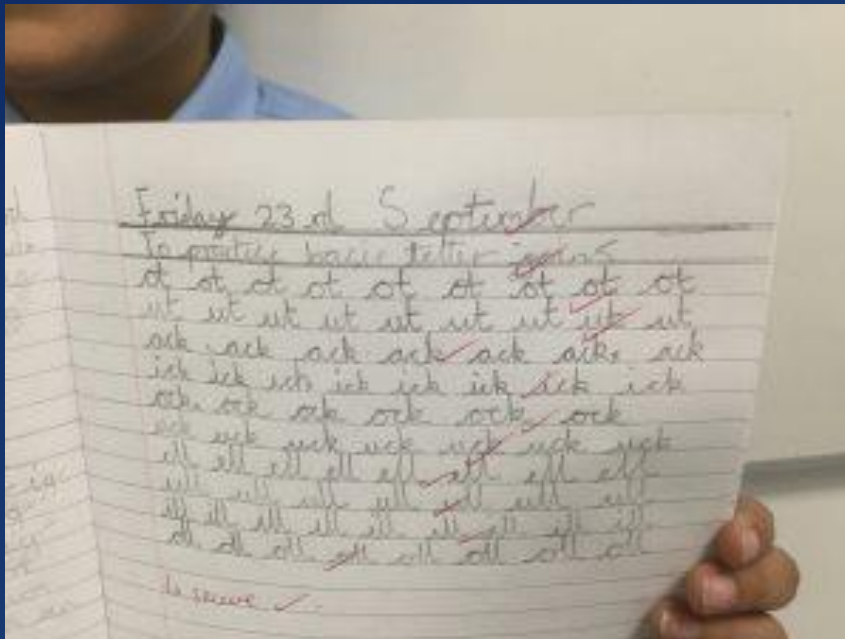
Write your spelling words in bubble letters. After you have written them you can colour them in with crayons.



Handwriting



- All of the children are now using a cursive script style in their handwriting.
- They are aiming to achieve a pen license.



Homework



- Homework is sent home weekly on a Friday afternoon.
- Children are expected to do 2 pieces each week.
- We kindly ask that all homework is returned by Wednesday the following week.
- Please support your child with their homework – BUT do not do it for them. It is to help them learn and consolidate learning from the week.

P.E kit



- EVERY WEDNESDAY
- What should a P.E kit include?



Trainers or pumps – they CANNOT wear their school shoes.



BH t-shirt.



Jogging bottoms OR shorts depending on preference/the weather.



Swimming kit



- BRING IN ON A MONDAY
- What should a swimming kit include?



A swimming costume for girls/swimming trunks for boys.



A towel large enough to dry themselves.



A swimming hat for girls. This is for hygiene & to keep the pool clean and safe.

N.B. It would be ideal for girls to wear their hair in a bun on swimming days as this makes it easier to put swimming hats on. Also the girls have found it quite tricky to put tights on after swimming so perhaps trousers would be more practical.



School Library



- In Year 2 we strive to take the children to the school library each week.
- Your child is allowed to take a library book out of the library and bring it home.
- They are allowed to keep this book at home for 2 weeks – after this time they will need to return the book to school otherwise they will incur a late charge fee.

Blog



- Your children's username and passwords are in the front of their reading diaries.
- These are powerful tools that the children like to use.
- You should be encouraging your child to respond to blog posts daily.
- Sit down yourself with them once in a while because it will help you to understand what they have been learning.
- <http://www.broadheath.coventry.sch.uk/>

Blog



- The school website is used to share the children's super learning and to challenge them.
- It is also used to share messages with parents. For example:

Year 2 Trip Information – Ironbridge

Posted on 31/10/2017 by Miss Smith

Dear Parents/ Carers,

To help us with our History topic, the children in Year 2 will be visiting **Blists Hill Victorian Village at Ironbridge Museum on Thursday 1st February 2018**. We will be going back to the age of Queen Victoria. Here we'll experience what life was like when Britain ruled the world. We will meet some (almost) real Victorians in their authentic shops and cottages and watch tradespeople in action in their atmospheric workshops and factories. No cars. No TV. Just tons of fun!

Year 2 TREAT!

Posted on 09/11/2017 by Miss Smith

As a very special treat, Year 2 will be going to the **CINEMA** tomorrow morning (Friday 10th November)! What a great surprise!

ODEON
FANATICAL ABOUT FILM

Education City



- Pupils love it.
- Homework can be set.
- Ready to go activities.



Times Table Rockstars



- Multiplication and division – perfect practice for SATS!
- The children LOVE it!!



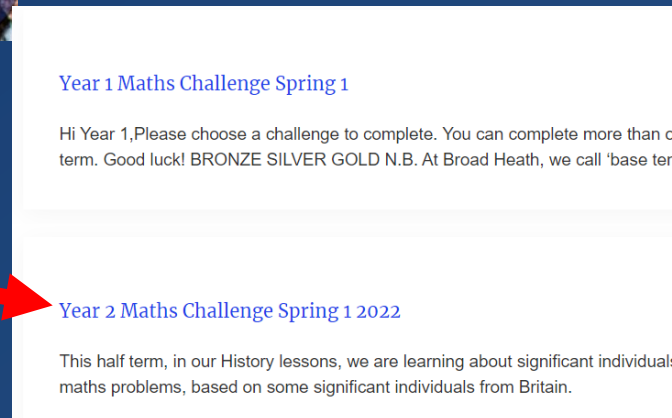
Challenges



- Every half term, your child is expected to complete one reading and one maths challenge.



Select
Year 2



Bronze, Silver, Gold, Platinum challenges

Questions....



- Thank you all for attending.
- If you need anything please do not hesitate to come and see us.
- Does anyone have any questions?