






Year 4 Homework Overview: Summer 1

At Broad Heath we want children to be active learners who become great thinkers, super readers, fantastic writers, are kind, considerate but most all are inspired to learn. By working together, we can make this school year a very positive and successful inspirational experience for both you and your child.

The children are to choose at least two activities from each row per week and complete **online or in homework books**. Work completed in homework books need to be photographed and uploaded onto the Share point. The homework must be completed by **Wednesday** the following week after the homework has been set. A minimum of 2 pieces of homework must be completed each week. On top of this children must learn their **weekly spellings** as well as making sure they are reading their **reading book**, completing their **reading journal challenges** and learning their **times table facts**.

	Week 1	Week 2	Week 3	Week 4	Week 5
Mathematics 	<u>To solve multiplication and division problems</u> To use mental methods for multiplication and division problems - Rapid Maths <u>Education City</u>	<u>Maths Challenge:</u> Complete the Maths challenge under the 'Challenge' section of the blog. Please write in your book 'I completed the Maths Challenge on the blog'.	<u>Rounding decimals to the nearest whole number.</u> Purple Mash	<u>Divide one and two digits by 10 and 100.</u> Broad Heath Blog	<u>To solve decimal problems</u> Solve decimal reasoning problems on the Broad Heath Blog. Record these in your homework books, then write 'I have completed this' on the blog.
Literacy 	<u>To answer questions on a text</u> See Broad Heath Blog	<u>To complete the reading challenge.</u> Complete the reading challenge in your homework books or on the blogs.	<u>To write a playscript</u> Using the skills you have learnt, convert your favourite book into a playscript.	<u>To use inverted commas</u> Education city - Revenge of the comma.	<u>To write a poem</u> See broad heath blog to see success criteria.
	<u>To complete a fact file about Henry VII</u> Read the information on the blog and create a fact file about the first of the Tudor kings, Henry VII.		<u>To create a classification key</u> Copy the woodland creatures classification key into your book. Fill the spaces using the key questions provided.	<u>To create a Tudor rose</u> Copy the design on the blog and colour/paint/collage to decorate the design. Make a label explaining what the Tudor rose symbolises.	<u>To create a fact file about an endangered animal</u> Research an endangered animal and create a poster fact file describing: -How and why the animal is endangered -What can be done to help