Maths SATs Survival

Revision Guide and Quiz

Number and Place Value

twinkl
Quality Standard Approved

Read and write numbers up to 10 000 000 and determine the value of each digit

Order and compare numbers up to 10 000 000

Round any whole number to a required degree of accuracy

Use negative numbers in context and calculate intervals across zero

Read Roman numerals to 1000 (M) and recognise years written in Roman numerals

twinkl.com

Revise

Read and write numbers up to 10 000 000 and determine the value of each digit

All numbers are made up of digits.

In order to be able to read and write a large number, we need to know the place value of each digit.

A digit becomes ten times greater as the place value position moves to the left.

Remember that commas or spaces are used in larger numbers to make them easier to read or write, and zeroes are used as place value holders.

Ten Millions	Millions	Hundred Thousands	Ten Thousands	Thousands	Hundreds	Tens	Ones
10 000 000	1 000 000	100 000	10 000	1000	100	10	1

twinkl.com

Quiz

Read and write numbers up to 10 000 000 and determine the value of each digit

How do you write this number in digits?

Three million, two hundred and five thousand, seven hundred and nine.

3 250 970

3 205 709

3 205 790

Correct!

Try again!

twinkl.com

Quiz

Read and write numbers up to 10 000 000 and determine the value of each digit

How do you write this number in words?

7 054 210

Seven million and fifty-four thousand, two hundred and one

Seven million, five hundred and forty thousand, two hundred and ten

Seven million and fifty-four thousand, two hundred and ten

Correct!

Try again!

twinkl.com

Quiz

Read and write numbers up to 10 000 000 and determine the value of each digit

What is the value of the underlined digit in this number?

5 8<u>9</u>3 864

9000

900 000

90 000

Correct!

Try again!

twinkl.com

Quiz

Read and write numbers up to 10 000 000 and determine the value of each digit

What is the value of the underlined digit in this number?

6 <u>9</u>82 754

nine hundred thousand	ninety thousand	nine thousand

Correct!

Try again!

twinkl.com

Quiz

Read and write numbers up to 10 000 000 and determine the value of each digit

What is the place value position of the underlined digit?

10 782 832

millions

ten millions

hundred millions

Choose another objective

Correct!

Try again!

twinkl.com

Revise

Order and compare numbers up to 10 000 000

To order numbers, we put them in order from smallest to largest or largest to smallest.

When ordering a set of numbers, we compare the place value of the digits in each number, starting with the digits in the largest place value position.

If numbers have the same digit in a place value position, we look at the digits in the place value position to the right until we find a difference.

It is sometimes useful to line the numbers up vertically and align the place value columns.

When comparing numbers we can use symbols to show which is the smaller or the larger number.

<	>
is less than	is greater than

twinkl.com

Quiz

Order and compare numbers up to 10 000 000

Which of these numbers is the smallest?

765 356

766 356

765 456

Correct!

Try again!

twinkl.com

Quiz

Order and compare numbers up to 10 000 000

Which of these numbers is the greatest?

865 287	865 387	865 377

Correct!

Try again!

twinkl.com

Quiz

Order and compare numbers up to 10 000 000

Which sign makes this statement true?

7 782 832 [>] 7 782 822

<

>

Correct!

Try again!

twinkl.com

Quiz

Order and compare numbers up to 10 000 000

Which sign makes this statement true?

6 875 478 [>] 6 874 578

<

>

Correct!

Try again!

twinkl.com

Quiz

Order and compare numbers up to 10 000 000

Which digit will make this statement true?

6 873 468 $\boxed{<}$ **6 873 4**88

0	5	8

Try again!

Correct!

twinkl.com

Quiz

Order and compare numbers up to 10 000 000

Which digit will make this statement true?

3 075 298 > 3 070 298

0

9

6

Correct!

Try again!

twinkl.com

Quiz

Order and compare numbers up to 10 000 000

Which statement is true?

98 765 < 98 774

36 592 < 35 092

40 703 < 40 612

Correct!

Try again!

twinkl.com

Quiz

Order and compare numbers up to 10 000 000

Which statement is true?

92 765 < 92 674

16 592 < 16 662

20 903 > 20 912

Choose another objective

Correct!

Try again!

twinkl.com

Revise

Round any whole number to a required degree of accuracy

Rounding can make it easier to talk about, understand and work with numbers.

We can round numbers in order to estimate answers or to explain how near a number is to another number.

We round whole numbers to different powers of ten.

Remember to look at the digit immediately to the right of the place value position you are rounding to.

If the digit immediately to the right of the place value position you are rounding to is **1, 2, 3 or 4,** we round the number **down**.

If the digit immediately to the right of the place value position you are rounding to is **5, 6, 7, 8 or 9,** we round the number **up**.

twinkl.com

Quiz

Round any whole number to a required degree of accuracy

What is 456 894 rounded to the nearest 10?

456 900	456 895	456 890

Correct!

Try again!

twinkl.com

Quiz

Round any whole number to a required degree of accuracy

What is 9 716 894 rounded to the nearest 100?

9 717 000	9 716 900	9 716 800

Correct!

Try again!

twinkl.com

Quiz

Round any whole number to a required degree of accuracy

What is 9 716 894 rounded to the nearest 100?

9 717 000	9 716 900	9 716 800

Correct!

Try again!

twinkl.com

Quiz

Round any whole number to a required degree of accuracy

What is 3 056 934 rounded to the nearest 1000?

3 060 000	3 057 000	3 056 000

Correct!

Try again!

twinkl.com

Quiz

Round any whole number to a required degree of accuracy

Which digit will make this statement true?

7 78? 832 rounded to the nearest 10 000 is 7 790 000.

5	0	3

Correct!

Try again!

twinkl.com

Quiz

Round any whole number to a required degree of accuracy

Which digit will make this statement true?

568 ?43 rounded to
the nearest 1000 is 568 000.

5	0	9

Choose another objective

Correct!

Try again!

twinkl.com

Revise

Use negative numbers in context and calculate intervals across zero

Negative numbers are numbers below zero.

They are expressed with a negative sign before the number.

We can use negative numbers to describe values on scales that go below zero, such as temperature scales.

The greater the negative number, the further below zero it is.

When solving a problem that involves crossing zero, it can be useful to draw a number line.

−12 + 15 =

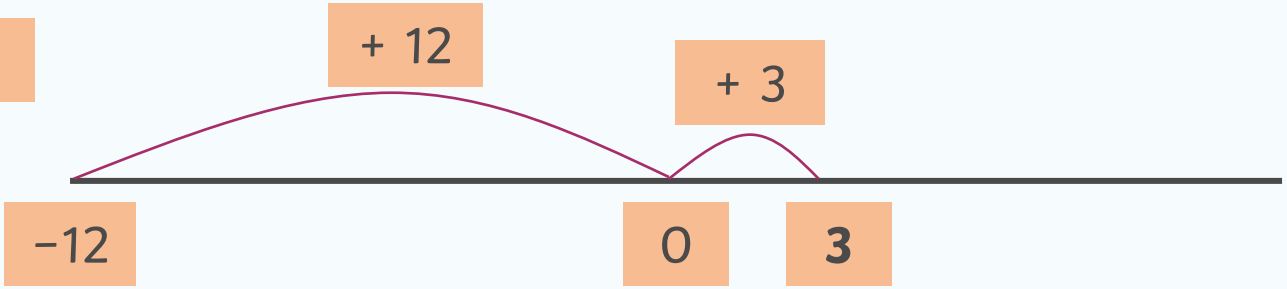

twinkl.com

Quiz

Use negative numbers in context and calculate intervals across zero

Which of these temperatures is the coldest?

5°C

−8°C

−2 °C

Correct!

Try again!

twinkl.com

Quiz

Use negative numbers in context and calculate intervals across zero

Which of these temperatures is the warmest?

−10°C

−6°C

−4 °C

Correct!

Try again!

twinkl.com

Quiz

Use negative numbers in context and calculate intervals across zero

Which number is the arrow pointing to on the number line?

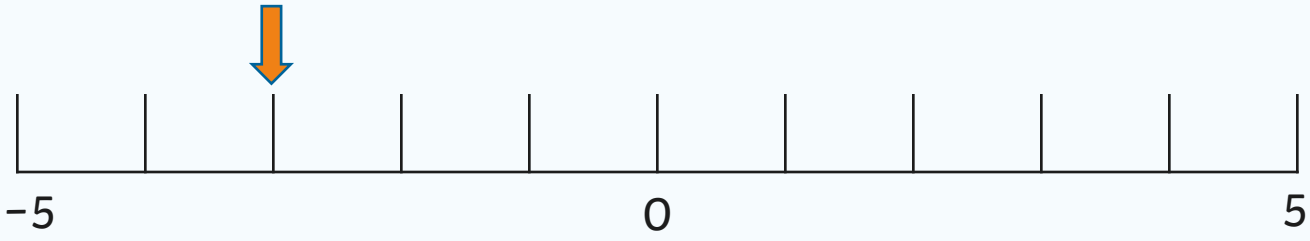

-1

-2

-3

Correct!

Try again!

twinkl.com

Quiz

Use negative numbers in context and calculate intervals across zero

Which number is the arrow pointing to on the number line?

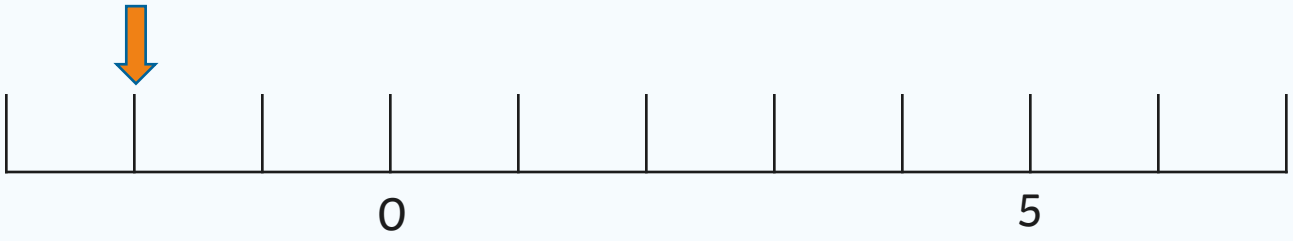

−1	−2	−3

Correct!

Try again!

twinkl.com

Quiz

Use negative numbers in context and calculate intervals across zero

Which sign makes this statement true?

$-34 \quad \boxed{<} \quad -31$

$<$

$>$

Correct!

Try again!

twinkl.com

Quiz

Use negative numbers in context and calculate intervals across zero

Which answer will complete this number sentence?

$$-13 + 6 =$$

7	−7	−19

Correct!

Try again!

twinkl.com

Quiz

Use negative numbers in context and calculate intervals across zero

Which answer will complete this number sentence?

$$-5 - 11 =$$

−16	−6	6

Choose another objective

Correct!

Try again!

twinkl.com

Revise

Read Roman numerals to 1000 (M) and recognise years written in Roman numerals

Roman numerals originated in ancient Rome.

Today we see Roman numerals in many different ways. They can be used to identify kings and queens, on the credits of television programmes or on analogue clocks.

Roman numerals are based on seven different symbols that are combined to represent different values.

Symbol	Value
I	1
V	5
X	10
L	50
C	100
D	500
M	1000

When a **smaller symbol** is **after** a larger symbol we use addition:

VI = 6 because we read the symbols as **5 + 1**

When a **smaller symbol** is **before** a larger symbol we use subtraction:

IX = 9 because we read the symbols as **10 – 1**

twinkl.com

Quiz

Read Roman numerals to 1000 (M) and recognise years written in Roman numerals

Which number do these Roman numerals represent?

MMMMCCCXCII

4492

4412

4392

Correct!

Try again!

twinkl.com

Quiz

Read Roman numerals to 1000 (M) and recognise years written in Roman numerals

Which number do these Roman numerals represent?

MCDLXIII

1563

1463

1443

Correct!

Try again!

twinkl.com

Quiz

Read Roman numerals to 1000 (M) and recognise years written in Roman numerals

Which is the correct way to write 2354 using Roman numerals?

MMCCCLIV

MMCCCLVI

MCCCLVI

Correct!

Try again!

twinkl.com

Quiz

Read Roman numerals to 1000 (M) and recognise years written in Roman numerals

What is the correct way to write 469 as a Roman numeral?

DCLXIX

CDLXIX

CDXLIX

Choose another objective

Correct!

Try again!

twinkl.com


twinkl
twinkl
Quality Standard
Approved