











Reception Interactive Homework Overview: Summer 1

At Broad Heath we want children to be active learners who become great thinkers, super readers, fantastic writers, are kind, considerate but most all are inspired to learn. By working together, we can make this school year a very positive and successful inspirational experience for both you and your child.

The children are to choose at least two activities from each row per week and complete in either their Homework book or class blog. The homework must be returned to school by Wednesday the following week after the homework has been set. A minimum of 2 pieces of homework must be completed each week.

| | Week 1 | Week 2 | Week 3 | Week 4 |
|---|---|---|---|--|
| Mathematics  | Draw different ways to make... Yellow/Orange/ Red – 5 Green/Blue - 10 | Make a ladybird using a paper plate and find different ways to double the spots. Can you write this as a sum?  | Using pictorial representations can you show your number bonds. Orange/ Red – Number bonds to 5. Green/Blue/Yellow – Number bonds to 10. | Draw different sized worms and measure using a ruler. Which is the longest and shortest? |
| Literacy  Phonics ee ur ow wh y au | Visit the library or choose your favourite story and find words for the following sounds and make a list: Green/Blue: ar, or, air Yellow/Orange: ay, ee, igh. Red: sh and ch words. | Write a series of sentences to tell me what a plant needs to grow. A plant needs _____ to grow. Red – Say your sentence to an adult and copy write it. | Use the internet to research and find information about frogs and write some facts. Green/Blue: To write the life-cycle of a frog. Yellow/Orange: 3 sentences and a picture. Red: 1 sentence and picture. | Create your own life-cycle of a butterfly fact book using the booklet provided in your folder.  |
|  | <u>Physical Development</u> At home practice doing your buttons and take a video or picture to show us. | <u>Understanding the World</u> Draw a flower and label the different parts using the words from the list below. Petal Stem Leaves Roots  | <u>Understanding the World</u> Go on a bug hunt around your garden at the local park and make a pictorial list of all the bugs that you can find. <small>More CUTE Bugs – commercial use clipart ...</small>  <small>(393, 619, 619)</small> | <u>Being Imaginative</u> Use your imagination to create your own symmetrical butterfly using a range of art media.  |

Weekly Home Expectations

You will also be expected to:

- ❖ Read your reading book daily.
- ❖ Practise to read and write high frequency words and phonemes (pg6 reading diary).
- ❖ Contribute to the class blog.
- ❖ Complete reading challenges in your reading journal.
- ❖ Complete your Reading and Maths challenge on the Challenge blog!

